



# Math 290-3: Midterm 1

Spring Quarter 2015

Thursday, April 30, 2015

Put a check mark next to your section:

Davis (10am)		Canez	
Peterson		Davis (12pm)	

Question	Possible points	Score
1	20	
2	20	
3	15	
4	15	
5	15	
6	15	
TOTAL	100	

**Instructions:**

- Read each problem carefully.
- Write legibly.
- Show all your work on these sheets.
- This exam has 9 pages, and 6 questions. Please make sure that all pages are included.
- You may not use books, notes or calculators.
- You have one hour to complete this exam.

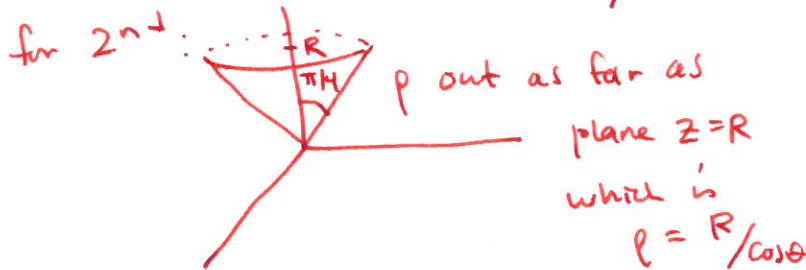
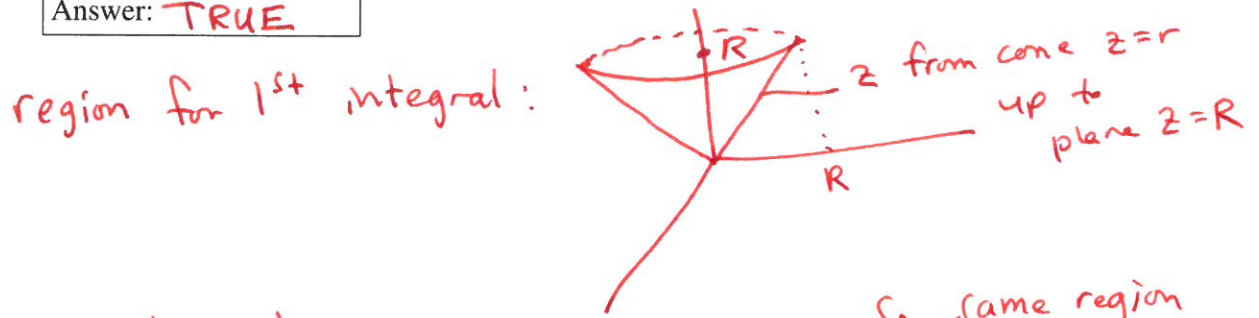
**Good luck!**

1. Determine whether each of the following statements is **TRUE** or **FALSE**. Justify your answer. (This problem has **four** parts.)

(a) The following integrals are equal:

$$\int_0^{2\pi} \int_0^R \int_r^R \theta r dz dr d\theta \quad \text{and} \quad \int_0^{2\pi} \int_0^{\pi/4} \int_0^{R/\cos\phi} \theta \rho^2 \sin\phi d\rho d\phi d\theta.$$

Answer: **TRUE**



So same region  
and same  
integrand  $\theta$


(b) Suppose that  $R$  is a rectangle in  $\mathbb{R}^2$  and that  $f : \mathbb{R}^2 \rightarrow \mathbb{R}$  is continuous. If  $\iint_R f(x,y) dA = 0$ , then every Riemann sum of  $f$  has the value zero.

Answer: **FALSE**

$$f(x,y) = x \quad R = [-1, 1] \times [0, 1]$$

$\iint_R f(x,y) dA = 0$  by symmetry but

for partition  
with entire  
rectangle



(1,1) only  
sample  
point

have Riemann Sum =  $f(1,1) \cdot \text{area}$   
 $= 1 \cdot 2 = 2 \neq 0$

(c) The following equality holds:

$$\int_0^4 \int_{-1}^1 \int_0^2 (4 - 4y + y^{101} e^{\cos(y^2 z) + \sin x + z}) dz dy dx = \frac{8}{3}$$

Answer: **FALSE**

$-4y + y^{101} e^{\cos(y^2 z) + \sin x + z}$  odd  
 $\downarrow$  changes sign     $\downarrow$  changes sign     $\downarrow$  with respect to  $y$   
 keeps under  $y \rightarrow -y$   
 sign

So  $\iiint (-4y + y^{101} e^{\cos(y^2 z) + \sin x + z}) dV = 0$  by symmetry.

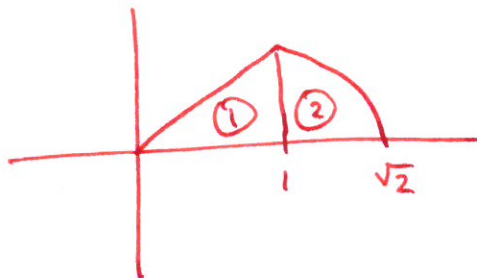
Left with  $\int_0^4 \int_{-1}^1 \int_0^2 4 dz dy dx = 4 \cdot 4 \cdot 2 \cdot 2 = 64 \neq 8/3$

(d) The following equality holds:

$$\int_0^1 \int_0^x dy dx + \int_1^{\sqrt{2}} \int_0^{\sqrt{2-x^2}} dy dx = \frac{\pi}{4}$$

Answer: **TRUE**

regions are



so combined region

is  $\frac{1}{8}$ th of disk of radius  $\sqrt{2}$

$$\int_0^1 \int_0^x dy dx + \int_1^{\sqrt{2}} \int_0^{\sqrt{2-x^2}} dy dx = \iint dA = \text{area} = \frac{1}{8} \left( \frac{\pi r^2}{\text{with } r = \sqrt{2}} \right) = \frac{\pi}{4}$$

2. Determine whether each of the following statements is **ALWAYS** true, **SOMETIMES** true, or **NEVER** true. Justify your answer. (This problem has **four** parts.)

- (a) For a number  $k$ ,

$$\int_{10}^{20} \int_0^{e^x} [x^2 + y^2 + (k^2 + 1)^3] dy dx \geq 0.$$

Answer: Always

Since  $x^2 + y^2 \geq 0$  for all  $(x, y)$ , and  $(k^2 + 1)^3 \geq 1 > 0$  for every  $k$ , we have

$$x^2 + y^2 + (k^2 + 1)^3 \geq 1 > 0 \text{ for every } x, y, \text{ and } k.$$

Therefore, by monotonicity,

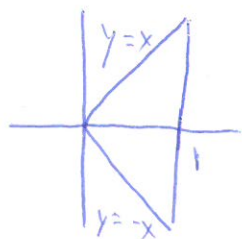
$$\int_{10}^{20} \int_0^{e^x} [x^2 + y^2 + (k^2 + 1)^3] dy dx \geq \int_{10}^{20} \int_0^{e^x} 0 dy dx = 0,$$

so the statement is always true.

- (b) For a continuous function  $f : \mathbb{R}^2 \rightarrow \mathbb{R}$ ,

$$\int_0^1 \int_{-x}^x f(x, y) dy dx = \int_{-1}^1 \int_0^1 v f(v, uv) dv du.$$

Answer: Always



The region of integration on the left is the triangle bounded by  $x=1$ ,  $y=x$ , and  $y=-x$ .

Defining  $x=v$  and  $y=uv$  (so  $u = \frac{y}{x}$ ),

this region can be expressed in terms of  $u$  and  $v$  as  $0 \leq v \leq 1$ ,  $-1 \leq u \leq 1$ .

Now,  $\left| \frac{\partial(x, y)}{\partial(u, v)} \right| = \left| \det \begin{pmatrix} 0 & 1 \\ v & u \end{pmatrix} \right| = |-v| = v$ , so that

$$\int_0^1 \int_{-x}^x f(x, y) dy dx = \int_{-1}^1 \int_0^1 f(x(u, v), y(u, v)) \left| \frac{\partial(x, y)}{\partial(u, v)} \right| dv du = \int_{-1}^1 \int_0^1 f(v, uv) v dv du.$$

Therefore, the statement is always true.

- (c) For  $k > 0$ , if  $E$  is the solid consisting of all points satisfying the inequalities  $k \leq \sqrt{x^2 + y^2 + z^2} \leq 2k$ , then

$$\iiint_E \frac{1}{(x^2 + y^2 + z^2)^{3/2}} dV = 4\pi^2 \ln(2).$$

Answer: Never

In spherical coordinates,  $E$  is given by  $0 \leq \theta \leq 2\pi$ ,  $0 \leq \varphi \leq \pi$ ,  $k \leq \rho \leq 2k$ .

Thus,

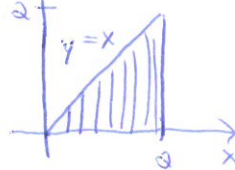
$$\begin{aligned} \iiint_E \frac{1}{(x^2 + y^2 + z^2)^{3/2}} dV &= \int_0^{2\pi} \int_0^\pi \int_k^{2k} \frac{1}{\rho^3} \rho^2 \sin(\varphi) d\rho d\varphi d\theta \\ &= \int_0^{2\pi} \int_0^\pi \int_k^{2k} \rho^{-1} \sin(\varphi) d\rho d\varphi d\theta \\ &= \int_0^{2\pi} \int_0^\pi \sin(\varphi) [\ln(2k) - \ln(k)] d\varphi d\theta \\ &= \int_0^{2\pi} 2 \ln(2) d\theta = 4\pi \ln(2) \neq 4\pi^2 \ln(2) \end{aligned}$$

- (d) For a number  $k$ ,

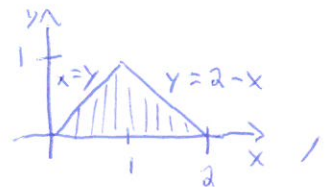
$$\int_0^2 \int_0^x k e^{kx^{10}} dy dx = \int_0^1 \int_y^{2-y} e^{kx^{10}} dx dy + \int_1^2 \int_{2-x}^x e^{kx^{10}} dy dx.$$

Answer: Sometimes

The region on the left is



The region of the first integral on the right is



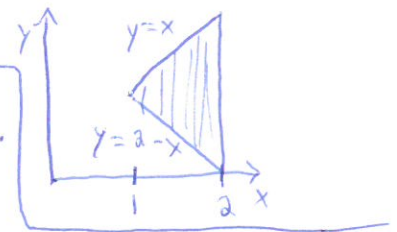
while that of the second region is

Therefore the RHS is equal to  $\int_0^2 \int_0^x e^{kx^{10}} dy dx$ .

In other words,

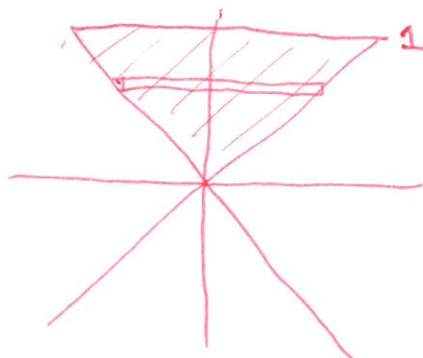
$$k \int_0^2 \int_0^x e^{kx^{10}} dy dx = \int_0^2 \int_0^x e^{kx^{10}} dy dx.$$

If  $k=0$ , this says  $0 = \int_0^2 \int_0^x 1 dy dx = 2$ , making the statement false.  
 If  $k=1$ , this says  $\int_0^2 \int_0^x e^{x^{10}} dy dx = \int_0^2 \int_0^x e^{x^{10}} dy dx$ , making the statement true.



3. Determine the value of the following expression.

$$\int_{-1}^0 \int_{-x}^1 e^{y^2} dy dx + \int_0^1 \int_x^1 e^{y^2} dy dx$$



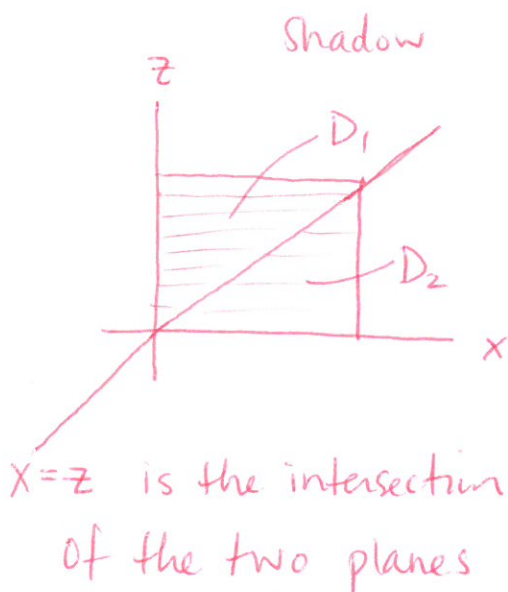
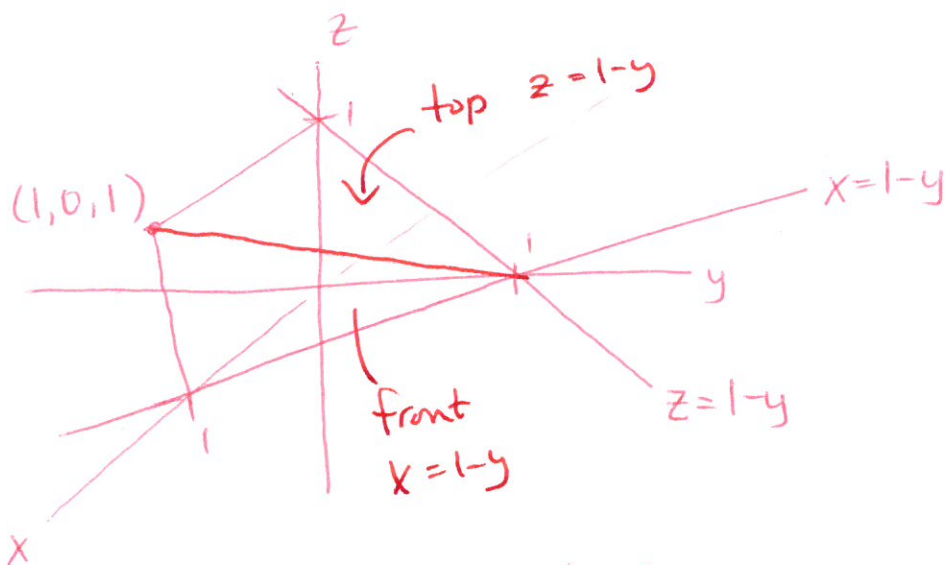
$y$  goes from 0 to 1.

$x$  goes from  $x=-y$  to  $x=y$

$$\begin{aligned} \int_0^1 \int_{-y}^y e^{y^2} dx dy &= \int_0^1 2e^{y^2} y dy \\ &= e^{y^2} \Big|_0^1 \\ &= e-1 \end{aligned}$$

4. Suppose that  $f : \mathbb{R}^3 \rightarrow \mathbb{R}$  is a continuous function. Rewrite the following triple integral with respect to the order  $dy dx dz$ .

$$\int_0^1 \int_0^{1-y} \int_0^{1-y} f(x, y, z) dx dz dy$$



$x=z$  is the intersection  
of the two planes

$$\begin{aligned} x &= 1-y, \\ z &= 1-y \end{aligned}$$

$$\text{In } D_1, 0 \leq y \leq 1-z.$$

$$\text{In } D_2, 0 \leq y \leq 1-x.$$

So,

$$\begin{aligned} & \iint_{D_1} \int_0^{1-z} f(x, y, z) dy dx dz \\ & + \iint_{D_2} \int_0^{1-x} f(x, y, z) dy dx dz \end{aligned}$$

$$\begin{aligned} &= \int_0^1 \int_0^z \int_0^{1-z} f(x, y, z) dy dx dz \\ & + \int_0^1 \int_z^1 \int_0^{1-x} f(x, y, z) dy dx dz \end{aligned}$$

5. Find a change of variables  $u = u(x, y)$  and  $v = v(x, y)$  under which the double integral  $\iint_D (6y + 3) dA$ , where  $D$  is the region in the  $xy$ -plane bounded by the curves

$$y = -x, y = 1 - x, x = y^2, \text{ and } x = y^2 - 1, \text{ and above the } x\text{-axis } (y \geq 0)$$

becomes the double integral of a constant over a rectangle in the  $uv$ -plane. Setup the integral in terms of  $u$  and  $v$ , but do NOT evaluate it.

$$\begin{array}{l} x+y=0 \\ x+y=1 \\ \cancel{x+y=0} \\ y^2-x=0 \\ y^2-x=1 \end{array} \quad \begin{array}{l} u = x+y \\ 0 \leq u \leq 1 \\ \\ v = y^2 - x \\ 0 \leq v \leq 1 \end{array} \quad \left| \frac{1}{\det \begin{pmatrix} 1 & 1 \\ -1 & 2y \end{pmatrix}} \right| = \left| \frac{1}{2y+1} \right| = \frac{1}{2y+1} \quad \begin{array}{l} \text{since } y \geq 0 \\ \text{in the region.} \end{array}$$

$$\iint_D (6y+3) dA = \int_0^1 \int_0^1 (6y+3) \cdot \frac{1}{2y+1} du dv = \int_0^1 \int_0^1 3 du dv.$$

$$\textcircled{5} \quad \begin{array}{l} u = x+y \\ v = x-y^2 \text{ or } y^2-x \end{array}$$

$$\textcircled{2} \quad \det = 2y+1 \quad \textcircled{1} \quad \|\det\|$$

$$\textcircled{2} \quad \frac{1}{\det}$$

$$\textcircled{1} \quad \iint_0^1 \text{ or } \iint_{-1}^1 3 du dv.$$

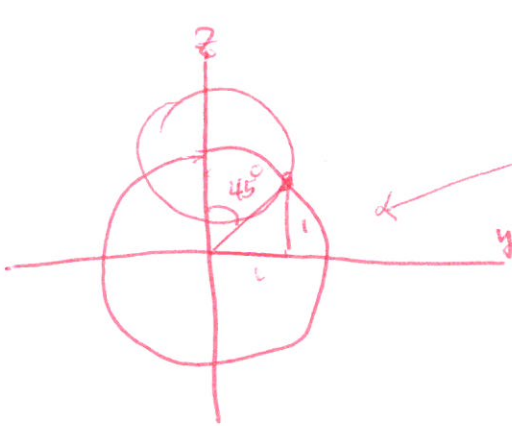
$\uparrow$        $\uparrow$        $\uparrow$   
 $\textcircled{2}$        $\textcircled{3}$



6. Determine the value of

$$\iiint_E \frac{1}{x^2 + y^2 + z^2} dV$$

where  $E$  is the region above the  $xy$ -plane which lies outside the sphere  $x^2 + y^2 + z^2 = 2$  and inside the sphere  $x^2 + y^2 + z^2 = 2z$ .



$$\rho^2 = 2 \Rightarrow \rho = \sqrt{2}$$

$$\rho^2 = 2\rho \cos\phi \Rightarrow \rho = 2\cos\phi$$

$$\int_0^{2\pi} \int_0^{\frac{\pi}{4}} \int_{\sqrt{2}}^{2\cos\phi} \frac{\rho^2 \sin\phi}{\rho^2} d\rho d\phi d\theta$$

$$= 2\pi \int_0^{\frac{\pi}{4}} (2\cos\phi - \sqrt{2}) \sin\phi d\phi$$

$$= 2\pi \int_0^{\frac{\pi}{4}} (2\sin\phi \cos\phi - \sqrt{2} \sin\phi) d\phi$$

$$= 2\pi \left( \sin^2\phi + \sqrt{2} \cos\phi \right) \Big|_0^{\frac{\pi}{4}}$$

$$= 2\pi \left( \left( \frac{\sqrt{2}}{2} \right)^2 + \sqrt{2} \frac{\sqrt{2}}{2} - 0 - \sqrt{2} \right)$$

$$= 2\pi \left( \frac{1}{2} + 1 - \sqrt{2} \right)$$

$$= 2\pi \left( \frac{3}{2} - \sqrt{2} \right)$$